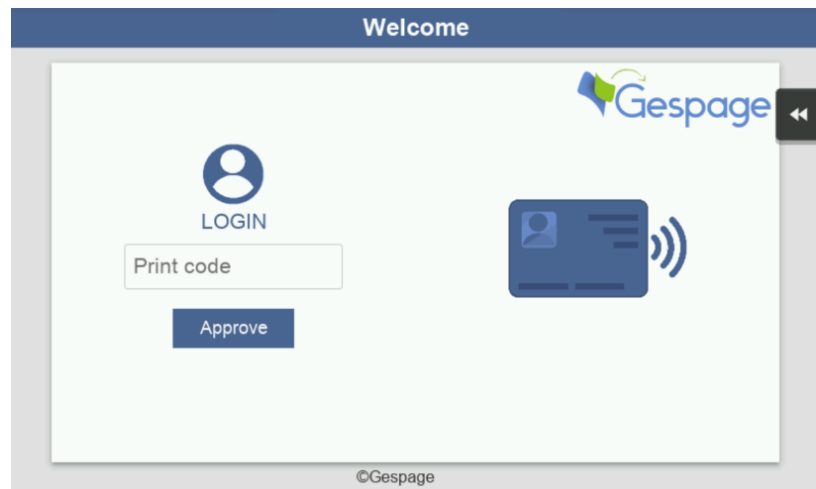


Embedded Terminal for KONICA MINOLTA MFP



The embedded "**eTerminal Konica Minolta**" module operates on KONICA MINOLTA and DEVELOP multifunction printers (MFPs) and facilitates communication between the MFP and the GESPAGE server. Management and configuration of the terminal are handled through a user-friendly web interface.

This embedded terminal enables secure printing by requiring user identification via code entry on the touchscreen or RFID / contactless card authentication.

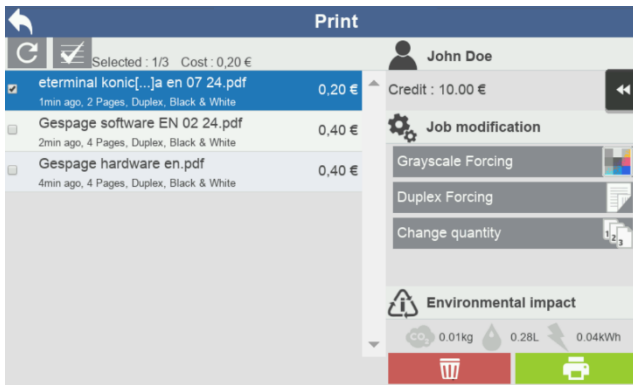
With quick-access buttons for printing, scanning, and copying functions, the **eTerminal Konica Minolta** enhances the ease of use, ergonomics, and overall productivity of the MFP. With a simple click, users can interact with the documents they wish to copy, print, or scan, all while ensuring confidentiality and compliance with GDPR regulations.

Scheme of the network configuration



The embedded terminal benefits

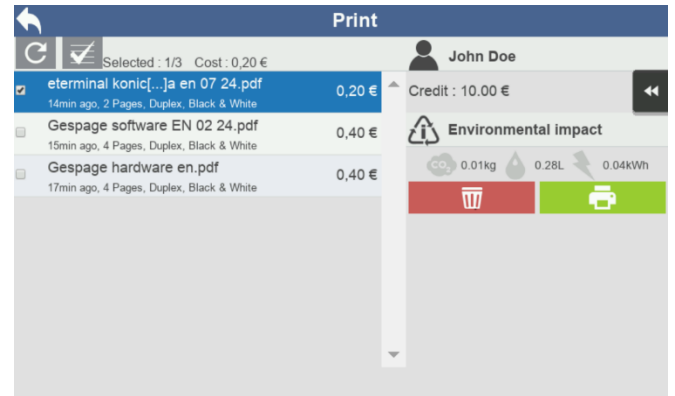
- ✓ Personalized welcome to the identified user.
- ✓ User-friendly selection of the documents to print.
- ✓ Sending to **Gespape** server of prints, copies and scans performed.
- ✓ Secure use of the KONICA-MINOLTA MFP by Login / Password, Print code and/or Card (badge reader in option).
- ✓ Management and accounting of the user's scans to email and to a limited address book.
- ✓ Synchronization and management of the users, LDAP, AD directories or a CSV data base.
- ✓ Setting of access rights for the specific use to each user or user group.
- ✓ Management and configuration of the terminal from a user-friendly web interface.
- ✓ Individual or overall job release.
- ✓ Modification of the job characteristics (print forcing to B&W, duplex or modification of the number of copies).



- ✓ Select between the native scanning feature of your Konica Minolta MFPs or the Advanced Scanning feature of Gespape for everything in a simple and single interface.
- ✓ Gespape Advanced Scanning features include:
 - Built-in OCR,
 - Scanning to email,
 - Scan to home directory,
 - Scan to shared folders,
 - Scan to Microsoft OneDrive for Business.

Specifications

- ✓ Compatible with Cartadis TCM3/TCM4 card readers.
- ✓ Available on KONICA MINOLTA equipment featuring at least OPEN-API in web browser mode.



- ✓ The intuitive user interface allows a quick start from the first use.
- ✓ Display of the user credit before and after the operation, as well as the tariffs of copies, prints (A4, A3, B&W, Colour) and scans.
- ✓ The user may select one or several documents from the list in the print queue for release them, delete them or leave them in the queue.
- ✓ Selecting a project code in the queue is a simple and user-friendly operation.
- ✓ Copies, prints and scans are managed directly on a same interface.
- ✓ A quick identification thanks to the contactless badge reader (in option).

